

Single Seat 2000 Valve Identification Numbering System

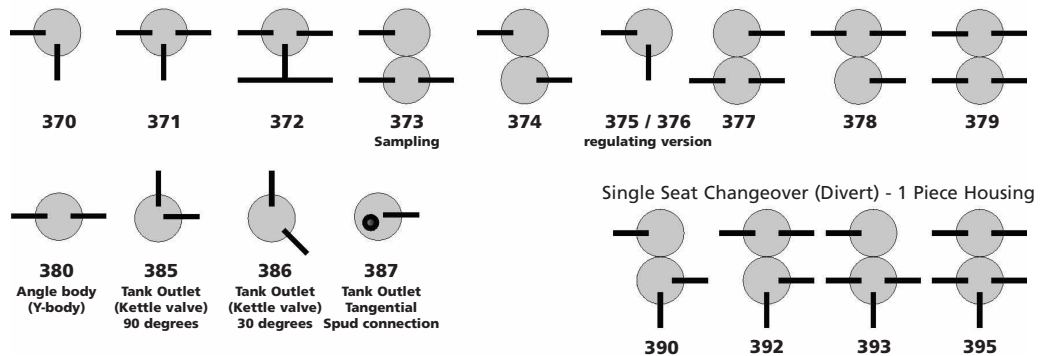
1 Valve Type	2 Port Configuration	3 Port Location	4 Seal Material	5 Port Size	6 Connection	7 Control Options	8 Options	9 Actuator
S	390	ADU	E	20	T	CD213	T	AS

1) Valve Type

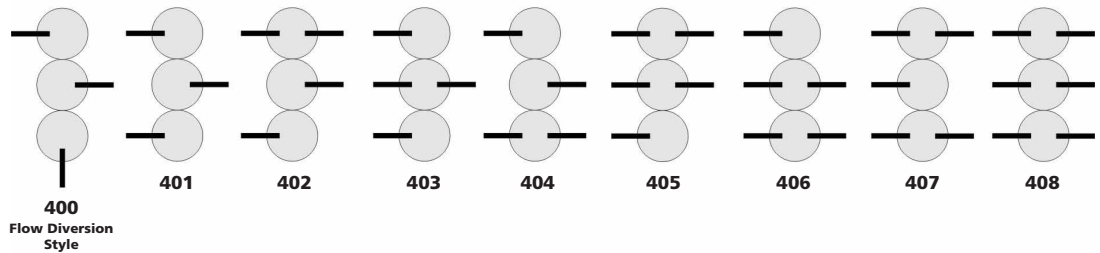
- S** Single seat
- A** Aseptic (Example: **A370M**)
 - M** – Metal bellows, stainless steel with choice of seal material
 - P** – PTFE bellows, bellow also acts as seal
 - D** – Diaphragm packing rising stem seal, choice of seal material
 - S** – Steam Barrier, choice of seal material
- SD** Single Disk Double Seat

2) Port Configuration

(S) Single Seat Specific



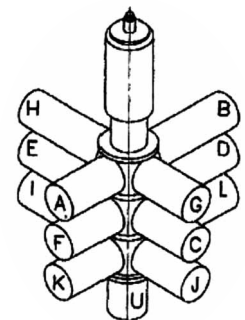
Single Seat Changeover (Divert) - 3 Piece Housing



3) Port Location

To ensure that the port location is specified correctly in step 2 above, please refer to the diagram to the right. Always begin with port A. For Example: A standard S390 would have a port configuration of A-D-U. To order a non-standard port configuration you would need to specify the letters corresponding to the port location. If you wanted to order a valve with a port configuration of A-E-U, the valve ID number would be:

S390-AEU-E-20-T-CD213-T-AS



4) Seal Material

- E** EPDM (Standard)
- H** HNBR
- F** Viton
- S** Special

SVP 2000

Valve

Identification

Numbering

System

Valve Specs

Materials:

AISI 316L wetted parts
AISI 304 non-wetted parts

Control Air Pressure:

87 psi (6 bar) min
115 psi (8 bar) max

Seat Closure Pressure:

100 psi (7 bar) min

Surface Finish:

Ra ≤ 0.8µm wetted parts,
Ra ≤ 1.6µm non-wetted parts, Electropolished Available

1 Valve Type	2 Port Configuration	3 Port Location	4 Seal Material	5 Port Size	6 Connection	7 Control Options	8 Options	9 Actuator
S	390	ADU	E	20	T	CD213	T	AS

5) **Size** (OD Tube standard, Metric and IPS sizes also available)

05	0.5"	075	0.75"	10	1.0"	15	1.5"	20	2.0"
25	2.5"	30	3.0"	40	4.0"	60	6.0"		

6) **Connections**

B Butt Weld **T** Tri Clamp **O** Other Connection Types Available

7) **Control Options**

Ex: **a b c d**
C D 20 3

- a) **C** Control top – Bürkert
S Special
E External switches with bracket mount - no control top
MS1 1 Microswitch
MS2 2 Microswitches
PB Bürkert Positioner for S375 valve
PM Moore Positioner for S375 valve
PMI Moore Positioner with I/P
XX No Feedback
- b) **A** 110 VAC
D 24 VDC
- c) **00** 0 prox, 0 solenoid **10** 1 prox, 0 solenoid
11 1 prox, 1 solenoid **20** 2 prox, 0 solenoid
21 2 prox, 1 solenoid **21A** 2 prox, 1 solenoid w/ ASI Bus
21D 2 prox, 1 solenoid w/ DeviceNet™
- d) **2** 2-wire
3 3-wire (standard for control top option)

8) **Options**

- XX** Standard
T Three-position stop, adjustable
G Body in 2 parts, clamped
N Changeover valve, non-slamming diverting style
U Shutoff valve with valve disc from bottom
TAN **RTAN** for right tangential or **LTAN** for left tangential
#,LN/EQ # for Cv value for regulating valves at full open
LN – linear plug or **EQ** – equal percentage plug
- B** Bio-processing options – Ex: **B20EA**
- **##** Ra micro-inch finish
 - **E**lectropolish
 - **AL-6XN**® or **H**astelloy®

9) **Actuator**

- AS** Air to open, spring to close
SA Spring to open, air to close
AA Air to open, air to close
LS Long stroke - air to open, spring to close
LSS Long stroke - spring to open, air to close
LSA Long stroke - air to open, air to close
OS Oversized actuator
B Booster for low air pressure applications

SVP 2000

Valve

Identification

Numbering

System

(Continued)

SÜDMO
North America

Phone: 815-639-0322
Fax: 815-639-1135

Email:
sna@sudmona.com

Website
www.sudmona.com